



21 X N+W Necta Koro ES



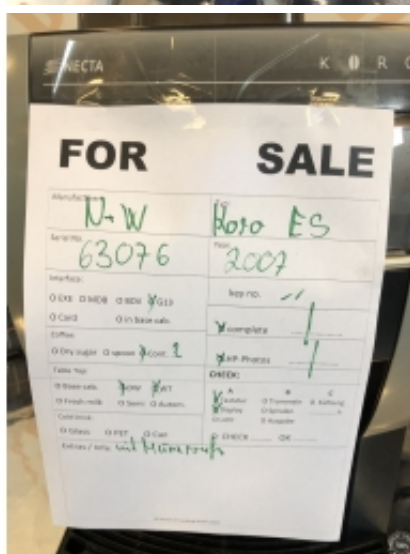

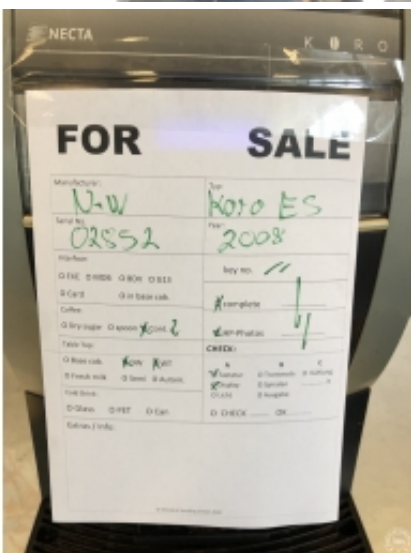


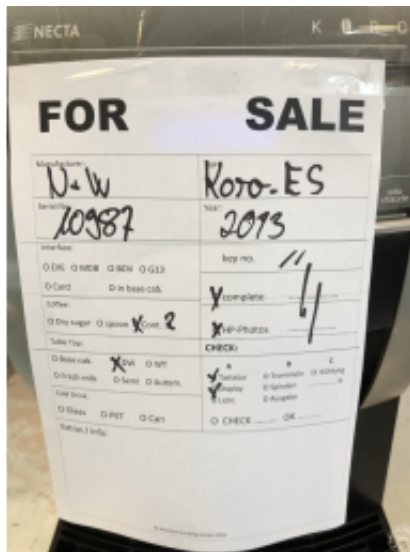
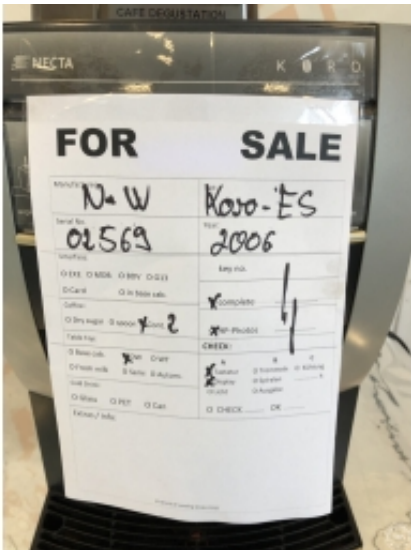
Available Machines: 21 X N+W Necta Koro ES (2024-11-21)

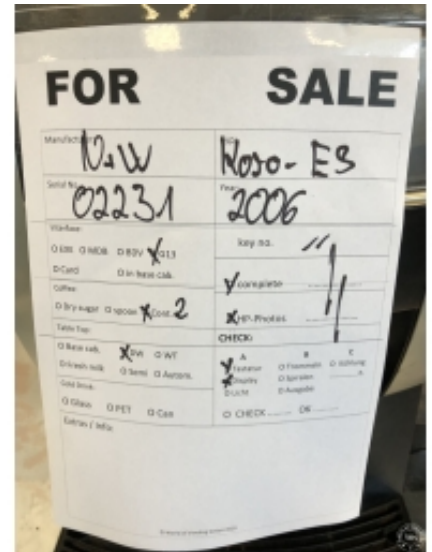
Nr	Serial	Year	Notes	Status
1	226-02499-5	2005		Reserved
2	226-02852-8	2008		In stock
3	226-63076-7	2007		In stock
4	226-02569-6	2006		In stock
5	226-10987-13	2013		Reserved
6	226-02231-6	2006		In stock
7	226-02237-9	2009		Reserved
8	226-02060-9	2009		In stock
9	226-02061-9	2009		In stock
10	226-02850-8	2008		In stock
11	226-10729-14	2014		In stock
12	226-10758-14	2014		In stock
13	226-10760-14	2014		In stock
14	226-61947-7	2007		In stock
15	226-62631-9	2009		In stock
16	226-63065-7	2007		In stock
17	226-02717-5	2005		In stock
18	226-02847-8	2008		In stock
19	226-11860-11	2011		In stock
20	226-62629-9	2009		In stock
21	226-10016-11	2011		In stock


Product Images














FOR SALE



Manufacturer: N+W	Type: Koro ES
Serial No.: 10729	Year: 2014
Interface: <input type="checkbox"/> ESE <input type="checkbox"/> MDB <input type="checkbox"/> RDV <input checked="" type="checkbox"/> G13 <input type="checkbox"/> Card <input type="checkbox"/> in base cab.	key no.: 11
Coffee: <input type="checkbox"/> Dry sugar <input type="checkbox"/> spoon <input checked="" type="checkbox"/> Cont. 2	<input checked="" type="checkbox"/> complete <i>[Signature]</i> <input checked="" type="checkbox"/> HP-Photos
Table Top: <input type="checkbox"/> Base cab. <input checked="" type="checkbox"/> W <input type="checkbox"/> BT <input type="checkbox"/> Fresh milk <input type="checkbox"/> Semi <input type="checkbox"/> Autom.	CHECK: A <input checked="" type="checkbox"/> Tractor <input type="checkbox"/> Tronstein <input type="checkbox"/> Kaffee B <input type="checkbox"/> Display <input type="checkbox"/> Spindel C <input type="checkbox"/> Uchi <input type="checkbox"/> Ausgabe
Cold Drink: <input type="checkbox"/> Glass <input type="checkbox"/> PET <input type="checkbox"/> Can	<input type="checkbox"/> CHECK OK
Extras / Info:	



FOR SALE

Manufacturer: N+W	Type: Koro
Serial No.: 10758	Year: 2014
Interface: <input checked="" type="checkbox"/> ESE <input checked="" type="checkbox"/> MDB <input type="checkbox"/> RDV <input type="checkbox"/> G13 <input type="checkbox"/> Card <input type="checkbox"/> in base cab.	key no.: 11
Coffee: <input type="checkbox"/> Dry sugar <input type="checkbox"/> spoon <input checked="" type="checkbox"/> Cont. 2	<input checked="" type="checkbox"/> complete <i>[Signature]</i> <input checked="" type="checkbox"/> HP-Photos
Table Top: <input type="checkbox"/> Base cab. <input type="checkbox"/> SW <input type="checkbox"/> BT <input type="checkbox"/> Fresh milk <input type="checkbox"/> Semi <input type="checkbox"/> Autom.	CHECK: A <input checked="" type="checkbox"/> Tractor <input type="checkbox"/> Tronstein <input type="checkbox"/> Kaffee B <input type="checkbox"/> Display <input type="checkbox"/> Spindel C <input type="checkbox"/> Uchi <input type="checkbox"/> Ausgabe
Cold Drink: <input type="checkbox"/> Glass <input type="checkbox"/> PET <input type="checkbox"/> Can	<input type="checkbox"/> CHECK OK
Extras / Info:	





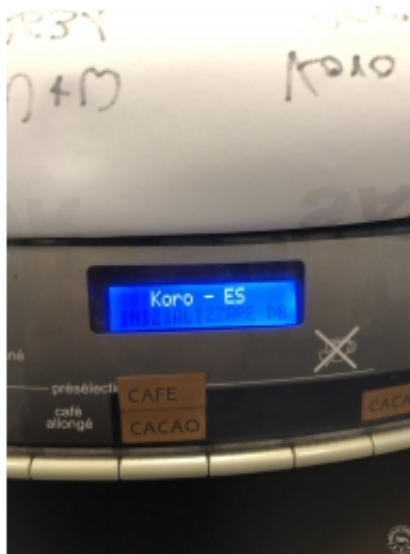


World of Vending

Verkaufsautomaten - Vending machines


FOR SALE

Manufacturer: N+W	Type: Koro ES
Serial No: 62631	Year: 2009
Interface: <input type="checkbox"/> D/E <input type="checkbox"/> M/B <input type="checkbox"/> B/DV <input checked="" type="checkbox"/> 013 <input type="checkbox"/> Card <input type="checkbox"/> in base cab.	key no. 11
Coffee: <input type="checkbox"/> Dry sugar <input type="checkbox"/> spoon <input checked="" type="checkbox"/> Card 2	<input checked="" type="checkbox"/> complete
Table Top: <input type="checkbox"/> Base cab. <input type="checkbox"/> DW <input type="checkbox"/> WT <input type="checkbox"/> Fresh milk <input type="checkbox"/> Semi <input type="checkbox"/> Autom.	<input checked="" type="checkbox"/> HP-Photos
Cold Drink: <input type="checkbox"/> Glass <input type="checkbox"/> PET <input type="checkbox"/> Can	CHECK: <input checked="" type="checkbox"/> A <input type="checkbox"/> B <input type="checkbox"/> C <input checked="" type="checkbox"/> 1 <input type="checkbox"/> 2 <input type="checkbox"/> 3 <input type="checkbox"/> 4 <input type="checkbox"/> 5 <input type="checkbox"/> 6



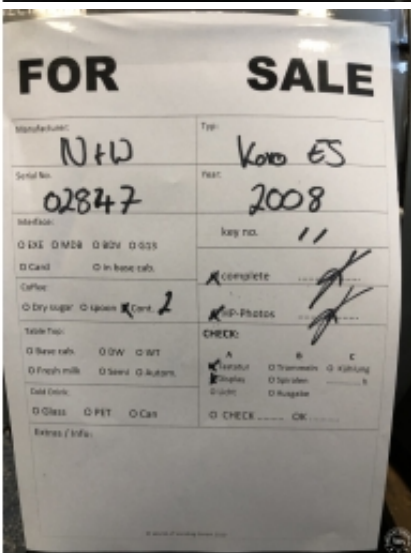
FOR SALE

Manufacturer: N+W	Type: Koro ES
Serial No: 63065	Year: 2007
Interface: <input checked="" type="checkbox"/> D/E <input checked="" type="checkbox"/> M/B <input type="checkbox"/> B/DV <input type="checkbox"/> 013 <input type="checkbox"/> Card <input type="checkbox"/> in base cab.	key no. 11
Coffee: <input type="checkbox"/> Dry sugar <input type="checkbox"/> spoon <input checked="" type="checkbox"/> Card 2	<input checked="" type="checkbox"/> complete
Table Top: <input type="checkbox"/> Base cab. <input type="checkbox"/> DW <input type="checkbox"/> WT <input type="checkbox"/> Fresh milk <input type="checkbox"/> Semi <input type="checkbox"/> Autom.	<input checked="" type="checkbox"/> HP-Photos
Cold Drink: <input type="checkbox"/> Glass <input type="checkbox"/> PET <input type="checkbox"/> Can	CHECK: <input checked="" type="checkbox"/> A <input type="checkbox"/> B <input type="checkbox"/> C <input checked="" type="checkbox"/> 1 <input type="checkbox"/> 2 <input type="checkbox"/> 3 <input type="checkbox"/> 4 <input type="checkbox"/> 5 <input type="checkbox"/> 6



FOR SALE

Manufacturer: N+W	Type: Koro ES
Serial No: 02717	Year: 2005
Interface: <input type="checkbox"/> D/E <input type="checkbox"/> M/B <input type="checkbox"/> B/DV <input checked="" type="checkbox"/> 013 <input type="checkbox"/> Card <input type="checkbox"/> in base cab.	key no. 11
Coffee: <input type="checkbox"/> Dry sugar <input type="checkbox"/> spoon <input checked="" type="checkbox"/> Card 2	<input checked="" type="checkbox"/> complete
Table Top: <input type="checkbox"/> Base cab. <input type="checkbox"/> DW <input type="checkbox"/> WT <input type="checkbox"/> Fresh milk <input type="checkbox"/> Semi <input type="checkbox"/> Autom.	<input checked="" type="checkbox"/> HP-Photos
Cold Drink: <input type="checkbox"/> Glass <input type="checkbox"/> PET <input type="checkbox"/> Can	CHECK: <input checked="" type="checkbox"/> A <input type="checkbox"/> B <input type="checkbox"/> C <input checked="" type="checkbox"/> 1 <input type="checkbox"/> 2 <input type="checkbox"/> 3 <input type="checkbox"/> 4 <input type="checkbox"/> 5 <input type="checkbox"/> 6





FOR SALE	
Manufacturer: N+W	Type: Koro ES
Serial No: 62629	Year: 2003
Interface: <input type="checkbox"/> EXE <input type="checkbox"/> MDB <input type="checkbox"/> SDV <input type="checkbox"/> GL3 <input type="checkbox"/> Card <input type="checkbox"/> in base cab.	key no. 4
Coffee: <input type="checkbox"/> Dry sugar <input type="checkbox"/> spoon <input checked="" type="checkbox"/> Cont 2	<input checked="" type="checkbox"/> complete <input checked="" type="checkbox"/> HP-Photos
Table Top: <input type="checkbox"/> Base cab. <input type="checkbox"/> DW <input type="checkbox"/> WT <input type="checkbox"/> Fresh milk <input type="checkbox"/> Semi <input type="checkbox"/> Autom.	CHECK: A <input checked="" type="checkbox"/> Pressure <input type="checkbox"/> Fresh milk <input type="checkbox"/> Spinning B <input checked="" type="checkbox"/> Display <input type="checkbox"/> Spoon <input type="checkbox"/> ... C <input type="checkbox"/> Light <input type="checkbox"/> Auger
Cold Drink: <input type="checkbox"/> Glass <input type="checkbox"/> PET <input type="checkbox"/> Can	<input type="checkbox"/> CHECK OK
Extras / info:	



FOR SALE	
Manufacturer: N+W	Type: Koro ES
Serial No: 10016	Year: 2011
Interface: <input checked="" type="checkbox"/> EXE <input type="checkbox"/> MDB <input type="checkbox"/> SDV <input type="checkbox"/> GL3 <input type="checkbox"/> Card <input type="checkbox"/> in base cab.	key no. 4
Coffee: <input type="checkbox"/> Dry sugar <input type="checkbox"/> spoon <input checked="" type="checkbox"/> Cont 2	<input checked="" type="checkbox"/> complete <input checked="" type="checkbox"/> HP-Photos
Table Top: <input type="checkbox"/> Base cab. <input type="checkbox"/> DW <input type="checkbox"/> WT <input type="checkbox"/> Fresh milk <input type="checkbox"/> Semi <input type="checkbox"/> Autom.	CHECK: A <input checked="" type="checkbox"/> Pressure <input type="checkbox"/> Fresh milk <input type="checkbox"/> Spinning B <input checked="" type="checkbox"/> Display <input type="checkbox"/> Spoon <input type="checkbox"/> ... C <input type="checkbox"/> Light <input type="checkbox"/> Auger
Cold Drink: <input type="checkbox"/> Glass <input type="checkbox"/> PET <input type="checkbox"/> Can	<input type="checkbox"/> CHECK OK
Extras / info:	

